


Instructions


1. Remove the applicator tip protective cap, and store it on the handle cap when using the wand.
2. Press the center of the foam applicator tip to activate the valve.
3. Use the funnel handle to fill the wand with any liquid herbicide including organic choices. Mix herbicide according to the herbicide manufacturer's instruction.
4. Press the applicator tip with piercing points and pressure valve down on the weed to bruise and pierce the plant injecting and covering the weed with herbicide.



5. Clean the applicator tip after use if needed.
6. Long term storage: place unused herbicide in appropriate container, and rinse the wand with water.
7. Use the hanging ring on the handle for convenient storage.

Used Worldwide By

- Golf Courses
- Farmers
- Ranchers
- Nature Reserves
- Prairie Restoration Groups
- Crop Production Services
- Botanical Gardens
- Municipalities
- Amusement Parks
- Landscapers
- Turf Management
- Homeowners



Helpful Tips

- * For best results, apply herbicide on a warm sunny day when the weed is actively growing.
- * Do not leave the wand in full sun.
- * If you store the wand filled with herbicide, store with the handle down and the applicator tip up.
- * You can increase the herbicide flow by slightly opening the handle cap. Retighten cap after use.
- * Because the wand uses herbicide so efficiently, we recommend filling the wand 1/3 to 1/2 full for most jobs, this reduces the operating weight to only 8.25 ounces.



Made with recycled materials

**Guaranteed
Made in U.S.A.
Patented**

T. Rose Corp. Product
www.trosecorp.com

WEED WAND MAGIC™

Herbicide Applicator

Greener Weed Control



**Kill the weeds without
killing everything else.**

**SAVE your MONEY, your BACK
and your ENVIRONMENT. GUARANTEED**

**Precision and Quality
Professionals Demand!**

The WEED WAND is the:

- * Most Surgically Precise.
- * Lightest Weight, weighs only 13.6 oz. when full, holds 8 oz. (1 cup) of liquid.
- * Most Efficient applicator, designed to kill small emerging weeds up to large evasive woody plants, using the smallest amount of herbicide needed, with no overspray.
- * Only Applicator with its unique patented herbicide delivery system.
- * Unsurpassed Durability and quality.
- * Best Balanced, designed to be used with one hand.
- * Easiest To Use herbicide applicator available.



Safe on windy days

SAVE your BACK,
your MONEY and your
ENVIRONMENT.

No protective clothing
or equipment needed.



Replacable Applicator Tips
for the Wand insures years
of reliable effective use.

Guaranteed
Manufactured by T. Rose Corp
www.weedwandmagic.com
www.trosecorp.com
1-877-677-7571
U.S.A.

Homeowners and Professionals use the
WEED WAND MAGIC™
herbicide applicator for:

1. Spot Applications




Killing weeds in pavers or weeds
such as dandelions in your lawn.



2. Surgical Applications



Killing weeds close to valuable plants



Mulch over dead weeds

3. Killing large invasive woody plants and vines



Cut Back Plant



Apply woody plant herbicide
to the cambium ring layer



Dead Plant